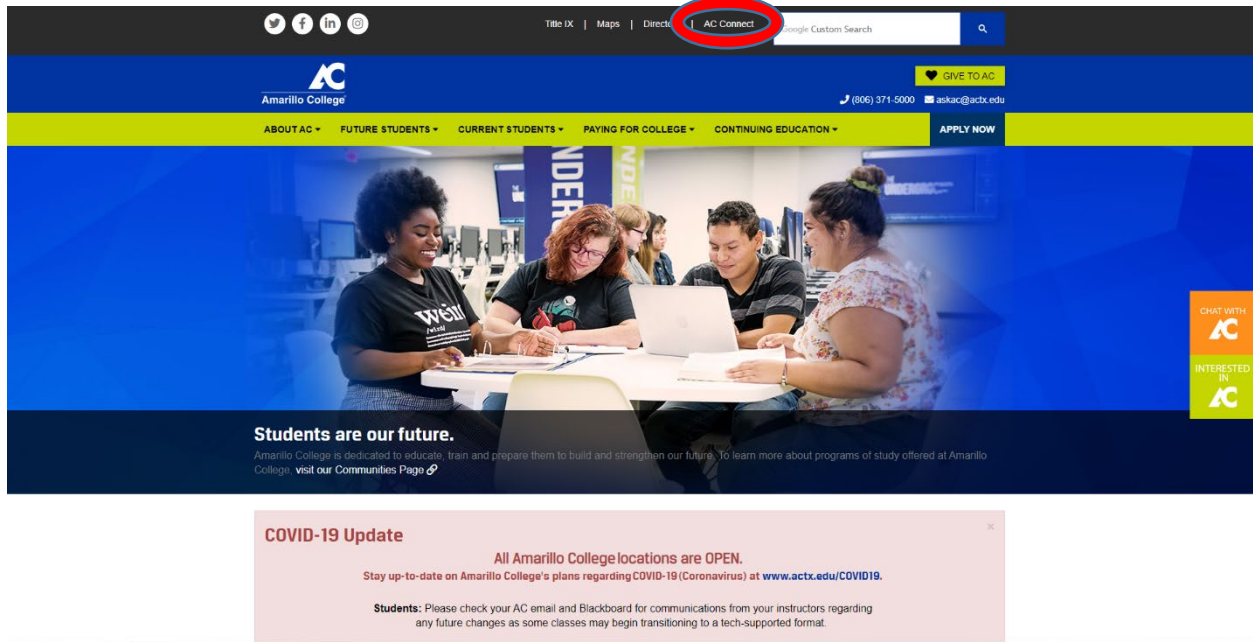


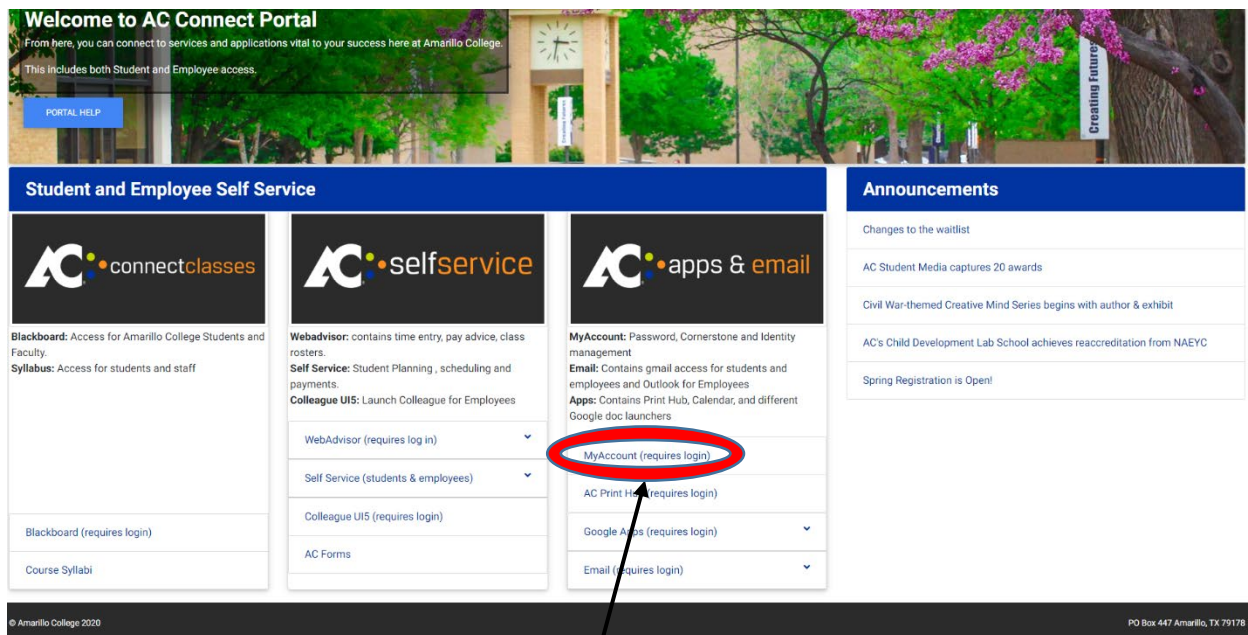
HOW TO GET TO YOUR MYACCOUNT PAGE AND/OR RESET PASSWORD

Your MyAccount password is the same as your Blackboard password. If you do not know either, reset your password here!

1. Go to www.actx.edu and click on AC Connect



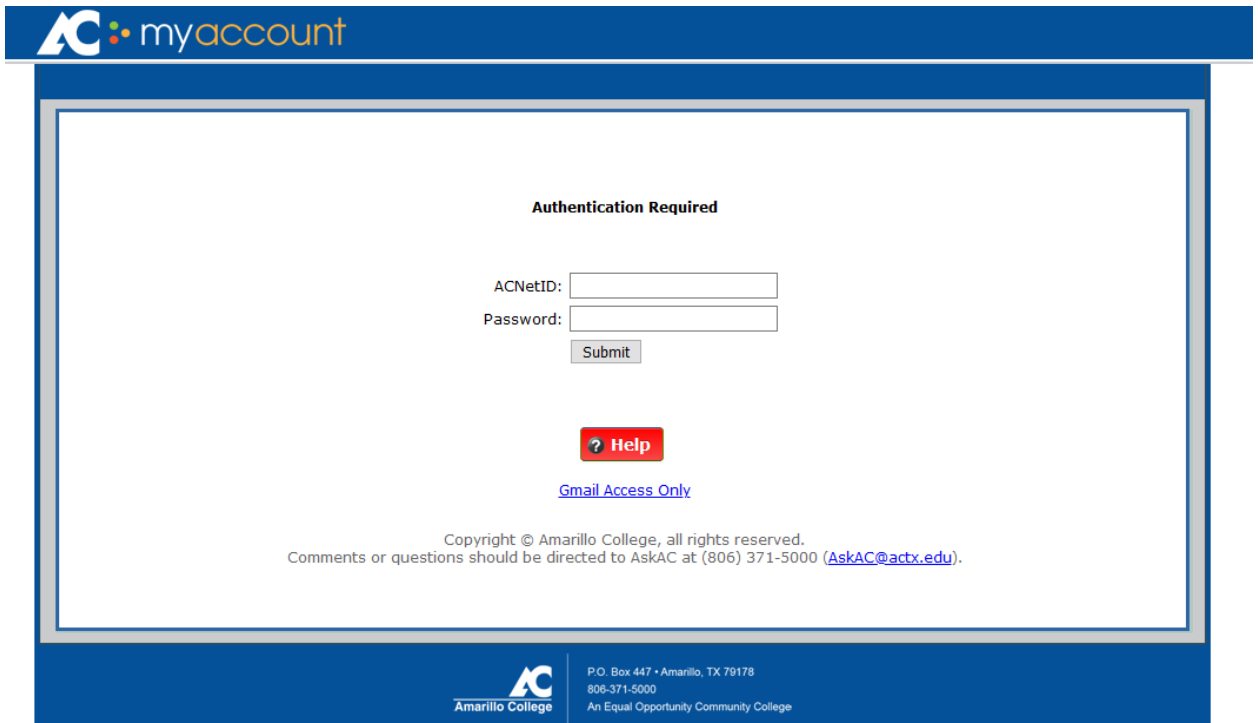
AC Connect will look like the image below.



2. Click on MyAccount (requires login)

3. Below is a sample of what the MyAccount log in page looks like. Enter your ACNetID (ex: c0195283) and Password. If you do not know your password, you can reset it by clicking

on the  red Help button.




AC myaccount

Authentication Required

ACNetID:


Password:

Submit



[Gmail Access Only](#)

Copyright © Amarillo College, all rights reserved.
Comments or questions should be directed to AskAC at (806) 371-5000 (AskAC@actx.edu).


Amarillo College

P.O. Box 447 • Amarillo, TX 79178
806-371-5000
An Equal Opportunity Community College

Below is the password reset page. Fill in all fields with the correct information to reset your password.

NOTE: Your Student/Staff ID box is requesting your ID NUMBER, not your ACNETID! Your ID Number does not have any letters in it! example: 0912479

MyACcount Help Page

Please enter the following information and we will retrieve your information to assist you.

***Privacy Act Statement**
Amarillo College requires a Social Security Number for clearly identifying your personal identity and records. Disclosure of this information is voluntary; however a refusal to provide your Social Security Number may impede, delay or prevent further processing of the request and you will have to contact AskAC at (806) 371-5000 for further assistance.

Last Name:

Birth Date: (MM/DD/YYYY)

Please enter one of the following:

Student/Staff ID

OR

Social Security Number (XXX-XX-XXXX)

Resetting your password here also updates your Blackboard password, your Gmail/Outlook password, and your Self Service password!